



This activity is made possible by the voters of Minnesota through a grant from the Southeastern Minnesota Arts Council thanks to legislative appropriation from the arts & culture heritage fund.

MANTORVILLE ART GUILD NEWS



April 2026

512 North Main Street, Mantorville, MN 55955 | 507-635-5665 | mantorvilleartguild@kmtel.com

M A R C H

Youth Art Month

The Mantorville Art Guild celebrated Youth Art Month by exhibiting artwork created by area students. Participating schools were Blooming Prairie, Byron, Hayfield and Kasson-Mantorville. Art displayed ranged from elementary to high school student's work.

The Art Guild hosted a reception for the young artists on Saturday, March 7th. The students were excited to point out their work to their family members and friends. Along with enjoying the beautiful artwork, guests were treated to popcorn and lemonade.

Many thanks go out to the art teachers that worked with the Guild to make this exhibit possible. And thank you to all the students for sharing their creativity and imagination with us. Keep making art!

More photos from the student's reception are highlighted inside — page 6.



GREEN

Is the word
at the
Kasson Public
Library

Check out the new
art exhibit titled
"Green" on display
now through May

April 2026



Artist, Layne Noser



Artist, Mary Ayshford



Artist, Layne Noser



Artist, Carrie Pompeii



Artist, Ginni Cormack



Artist, Gayle Dahl

Mantorville Art Guild Hosts

Heirloom Fire: Czech Glasswork

A Cultural Heritage Presentation
by Andrea Turini

Minnesota jewelry artist Andrea Turini brings audiences inside the living traditions of Czech glass and beadmaking. Her presentation, *Heirloom Fire: Czech Glasswork*, draws on firsthand experiences in Jablonec nad Nisou, a region long recognized as a world center of bead and button production.

(Free Presentation)

Sunday, June 28th, 1 p.m.

Mantorville Art Guild

512 North Main Street, Mantorville, MN

Presentation: 1 p.m.

- The evolution of the Czech glass industry, from family workshops to state-run factories
- Generational traditions — families who have passed down techniques for centuries
- The resilience of a cottage industry that once fed an entire region, where survival depended on glass and beadmaking

Interactive Demonstration

- How a bead and a button are made
- Sample beads at different production stages for audiences to handle
- A Czech button mold and examples of finished jewelry featuring Czech glass



This activity is made possible by the voters of Minnesota through a grant from the Southeastern Minnesota Arts Council thanks to legislative appropriation from the arts & culture heritage fund.



*(Registration & Fee
Required for Jewelry Class)*

Workshop: 3 p.m. Czech Glass Jewelry Design Class

Following the presentation, participants can enjoy a one-hour, hands-on jewelry design session. Each person will design a coordinating set — either:
Earrings + Bracelet: \$35
Earrings + Necklace: \$40

Participation requirement:

Enrollment in the jewelry workshop is only available to those who attend the presentation.

**To register for the workshop at:
jewelry@andreaturinijewelry.com**



Mantorville Art Guild



Camp 4

Paper Creations/Paper Mache & More

The most basic materials can become something magical with a bit of imagination. Students will explore ways to transform paper into fanciful works of art.

Date: July 20-24

Ages: 8 and up

Time: 10 a.m. to Noon

Fee: \$45

Instructor: Mary Ayshford

Limit: 8 students

To register stop in: 521 North Main Street, Mantorville, MN
Or email us at: mantorvilleartguild@kmtel.com

Camp 1

Draw with Confidence

By searching for basic shapes within objects, students will practice the skills of drawing: holding the pencil in different ways to create different effects, scribbling, doodling, zen doodling, contour sketching and shading.

Date: July 6-9

Ages: 10-14

Time: 1-3 p.m.

Fee: \$85

Instructor: Cheryl Frarck

Limit: 6 students

Camp 2

Learning the Art of Collage

Participants will create two collages. First, they will learn the properties of polymer clay and how to build a street-scape. Then, using various papers participants will learn to select those that will represent color, texture and depth to create landscapes or still life images.

Date: July 13-16

Ages: 8 and up

Time: 1-4 p.m.

Fee: \$75

Instructor: Ginni Cormack

Limit: 6 students

Camp 3

Cartoon Drawing

Students will learn to draw cartoons using pencils, markers and shading sticks. Learn techniques to give your drawings "character" and help tell their story.

Date: July 15-16

Ages: 8 and up

Time: 1-3 p.m.

Fee: \$75

Instructor: Layne Noser

Limit: 6 students

Camp 5

Fun With Pour Painting

Students will have fun exploring a variety of techniques in pour painting. They'll also take it a step further by embellishing their work by hand painting designs onto their dried pour creations.

Date: July 21-23

Ages: 7 and up

Time: 2-4 p.m.

Fee: \$75

Instructor: Jen Pietrzak

Limit: 6 students

Camp 6

Watercolor & Journaling

Participants will use quick drying watercolor and embrace the natural accidents to create exciting images. They will explore getting started, practicing color control, color strategies, creating texture and special effects. Several paintings will be completed along with a number of greeting cards to share.

Date: August 3-6

Ages: 10 and up

Time: 1-3 p.m.

Fee: \$100

Instructor: Cheryl Frarck

Limit: 6 students

Camp 7

Charcoal Animal Drawing

Learn basic drawing skills with pencil, charcoal pencil and shade stick. We will be drawing an animal of your choice. Bring a picture of an animal to draw or choose one from our examples.

Date: August 12-13

Ages: 8 and up

Time: 1:30-4 p.m.

Fee: \$75

Instructor: Layne Noser

Limit: 6 students

Welcome New Artist Angie Benda

Stop in the Art Guild and see the work of Angie Benda. Working with both natural and rustic materials, Angie creates charming pieces reminiscent of the North woods and a cozy Minnesota cabin.



Angie Benda



Mantorville Art Guild At The Expo (*A Great Experience*)

The Guild participated in the Dodge County Business Expo that took place on Saturday, March 28th at Triton High School. The event was a lot of fun and well attended. It was a great opportunity to meet with the public and share what's happening at the Art Guild. Information about the Summer Art Camps was distributed to potential students. Contacts were made with artists who may become members of the Guild. And learning what types of adult art classes folks may be interested in was truly valuable.


Many thanks to the Expo organizers.



Cheryl Anderson and Mary Ayshford enjoyed greeting the public. They saw many old friends of the Guild and made new ones too. They were constantly amazed to learn of the creativity out there ... glass workers, photographers, wood workers, painters, poets, writers, etc. — local talented people with so many gifts to share.

MARCH

Youth Art Month Reception



M A R C H
Youth Art Month Reception




M A R C H
Youth Art Month Reception



Welcome New Artist Ray Grumney

We are thrilled to welcome Ray Grumney as a new member of Mantorville Art Guild. Ray paints in oils, creating lovely landscapes with bold brush strokes and calming color palettes. He is also interested in painting the human figure and hopes that at some point figure drawing classes may be offered at the Guild.



Ray Grumney



You've Got
GREAT Taste!

What a great combo — a delicious cup of java from *Trail Creek Coffee Roasters* and inspirational artwork by *The Mantorville Art Guild* and other talented local artists! Stop in and enjoy both at *Trail Creek Coffee Roasters* located at 16 First Avenue NW, in Kasson.



Mantorville Art Guild Goes to The Heights

The Guild has been invited to take part in the **Women's Retreat 2026** coming up in May at Assisi Heights. We will be setting up a booth along with other vendors who will be sharing information about their missions and resources available to the public and especially services of interest to women. Art of course is for everyone, but what better way to find peace in the midst of chaos, then through creative self expression. We're excited to participate in this event offered by the Assisi Heights Spirituality Conference Center. Consider attending this inspirational program — hope to see you there!

Finding Peace in the Midst of Chaos

A MORNING OF REFLECTION & RENEWAL

Into the Calm

Finding Peace in the Midst of Chaos

Saturday, May 2, 2026
9:00 A.M. - 12:00 P.M.
 (Check-in opens at 8:30 A.M.)

ASSISI HEIGHTS SPIRITUALITY CONFERENCE CENTER
 1001 14TH STREET NW, ROCHESTER, MN 55901

Facilitators
Dr. Becky Gerdes
 Educational Leader, Author, Speaker
 Curriculum & Instruction Specialist

Melanie Biermeier
 Educational Consultant, Artist, & Author

Special Music
 by Glenna Muir and Lynn Stoneking

\$40 Per Person
 (Participant Limit: 60)
 DEADLINE: April 10th, 2026

Who Should Attend?
Women who:

- Feel overwhelmed by daily responsibilities
- Struggle to find calm in the chaos

What to Bring?

- Water bottle
- Favorite pens & planner

Register Here or

Mail Check to:
 Becky Gerdes
 6451 Shetland Drive NW
 Rochester, MN 55901
 Include: "Women's Retreat"
 in memo line

Scan to pay with cash app

RELEASE CHAOS. EMBRACE CALM. RECLAIM CLARITY.

REMINDER

TO Guild ARTISTS

The theme for the next Kasson Public Library art show is:

“Plant a Seed, READ”

Art work is due in the Guild office on Thursday, April 30th, with art installation happening on Monday, May 4th.

This theme should plant the seed of imagination and creativity, so get busy — it will be fun to see what takes root!



Welcome Back to the Guild Jane Olive

The Art Guild says welcome home to artist, Jane Olive. Jane is a long time resident of Mantorville and has been busy over the years lending her creativity and support to numerous organizations within the community. Now she’s taking time to focus on her passion for art and has become a member of the Guild. Jane works in fiber arts, creating items such as beautiful hobby horses, stunning fascinators fit for the Kentucky Derby, period hats and clothing and charming animal amigurumi (crocheted animals). *Welcome back Jane!*



Jane Olive




SPRING CLEANING SALE



Cheryl Anderson, artist / seamstress



BIG sales on
doll clothing
made to fit 18"
*American Girl &
Our Generation
Dolls* ~ All items
are unique and
meticulously sewn.



Calling all Artists

Mantorville Art Guild invites
you to share your creativity.
Become a member today!

512 North Main Street, Mantorville, MN 55955 | mantorvilleartguild.org

Inspiring



HISTORY CENTER
OF OL MSTED COUNTY

1195 West Circle Drive SW
Rochester, MN 55902
507.282.9447

Content from olmstedhistory.com

Road Trip!

April 2026

Mayowood ~ Home of Dr. Charles & Edith Mayo



It occurred to me recently that you need not travel too far to find inspiration. If you are fond of history, enjoy beautiful surroundings — plan to visit the historic home of Charles Mayo, MD and his wife Edith. Public tours are available and specialty group tours may also be arranged. Your trip to Mayowood will not disappoint.

Visit Historic Mayowood

Hours

April – June

Sunday: 12pm – 3pm

Wednesday: 10am – 3pm

Saturday: 10am – 3pm

July – October 22nd

Sunday: 12pm – 3pm

Wednesday: 10am – 3pm

Thursday: 10am – 3pm

Saturday: 10am – 3pm

Christmas Tours:

October 31st – December 17th

Admission

Regular & Specialty Tours:

Adults (13 & up): \$20

Children (3 - 12): \$10

Children under 3: not recommended

Step into history at Mayowood, one of Rochester's most popular attractions. Built in 1910 by Dr. Charles H. Mayo and his wife Edith, this 38-room home is largely furnished as it was during the family's time here, offering a rare glimpse into the lives and legacy of the Mayo family. Each year, thousands of visitors come to Historic Mayowood to experience its stories, architecture, and beautiful setting.

Visits to Mayowood are available exclusively through guided tours, where knowledgeable guides share engaging stories, original family artifacts, and behind-the-scenes anecdotes that bring the family's legacy of medicine, service, and hospitality to life.

